

# APPLAUSE™ Specification Guide



## Completely-in-the-Canal (CIC)

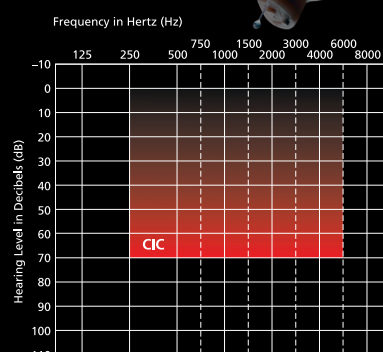
### Ear Simulator (IEC 118-0)

Max Output OSPL90 (P1)	119 dB SPL
Max Output (OSPL90), 1600Hz (P1)	115 dB SPL
Full - On Gain (P1)	40 dB
Full - On Gain, 1600 Hz (P1)	39 dB
Reference Test Gain (P2)	35 dB
Frequency Range (P2)	200 Hz – 7500 Hz
Total Harmonic Distortion (P2)	
----- 500 Hz	2%
----- 800 Hz	1%
----- 1600 Hz	1%
Equivalent Input Noise*	< 23 dB SPL
Battery Current (P2)	0.88 mA
Attack Time (P2)	10 msec @ 2kHz
Recovery Time (P2)	12 msec @ 2kHz
EMC IRIL (800 – 960 MHz Peak)	< 20 dB SPL
EMC IRIL (800 – 960 MHz Peak)	< 40 dB SPL

### 2cc coupler (ANSI S3.22-1996)

Max Output (OSPL90) (P1)	111 dB SPL
HFA - OSPL90 (P1)	106 dB SPL
Peak Gain (P1)	31 dB
HFA Full - On Gain (P1)	30 dB
Reference Test Gain (P2)	29 dB
Frequency Range (P2)	200 Hz – 7500 Hz
Total Harmonic Distortion (P2)	
----- 500 Hz	2%
----- 800 Hz	1%
----- 1600 Hz	1%
Equivalent Input Noise*	< 23 dB SPL
Battery Current (P2)	0.88 mA
Attack Time (P2)	10 msec @ 2kHz
Release Time (P2)	12 msec @ 2kHz

### Fitting Range



### AVAILABLE OPTIONS

- Memory Switch

(P1) = maximum compression program / (P2) = reference test gain program

\*In-office tests may show a higher EIN unless tested in an Anechoic chamber with isolation > 40dB from 100Hz to 10kHz, and Measurement Microphone noise < 25dB SPL over 20Hz to 20kHz. For more information, contact our Customer Care Dept.

## Mini-Canal (MC)

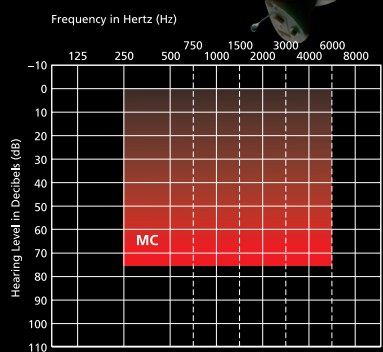
### Ear Simulator (IEC 118-0)

Max Output OSPL90 (P1)	119 dB SPL
Max Output (OSPL90), 1600Hz (P1)	116 dB SPL
Full - On Gain (P1)	45 dB
Full - On Gain, 1600 Hz (P1)	43 dB
Reference Test Gain (P2)	39 dB
Frequency Range (P2)	200 Hz – 7500 Hz
Total Harmonic Distortion (P2)	
----- 500 Hz	2%
----- 800 Hz	1%
----- 1600 Hz	1%
Equivalent Input Noise*	< 23 dB SPL
Battery Current (P2)	0.89 mA
Attack Time (P2)	10 msec @ 2kHz
Recovery Time (P2)	12 msec @ 2kHz
EMC IRIL (800 – 960 MHz Peak)	< 20 dB SPL
EMC IRIL (1400 – 2000 MHz Peak)	< 40 dB SPL

### 2cc coupler (ANSI S3.22-1996)

Max Output (OSPL90) (P1)	111 dB SPL
HFA - OSPL90 (P1)	106 dB SPL
Peak Gain (P1)	36 dB
HFA Full - On Gain (P1)	34 dB
Reference Test Gain (P2)	29 dB
Frequency Range (P2)	200 Hz – 7500 Hz
Total Harmonic Distortion (P2)	
----- 500 Hz	2%
----- 800 Hz	1%
----- 1600 Hz	1%
Equivalent Input Noise*	< 23 dB SPL
Battery Current (P2)	0.89 mA
Attack Time (P2)	10 msec @ 2kHz
Release Time (P2)	12 msec @ 2kHz

### Fitting Range



### AVAILABLE OPTIONS

- Memory Switch

(P1) = maximum compression program / (P2) = reference test gain program

\*In-office tests may show a higher EIN unless tested in an Anechoic chamber with isolation > 40dB from 100Hz to 10kHz, and Measurement Microphone noise < 25dB SPL over 20Hz to 20kHz. For more information, contact our Customer Care Dept.

## In-the-Canal (ITC)

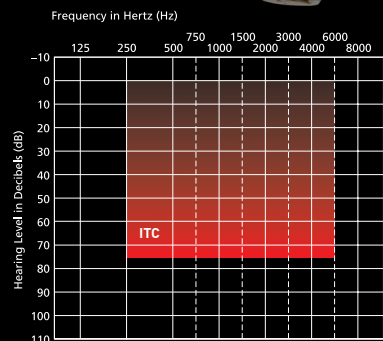
### Ear Simulator (IEC 118-0)

Max Output OSPL90 (P1)	119 dB SPL
Max Output (OSPL90), 1600Hz (P1)	116 dB SPL
Full - On Gain (P1)	47 dB
Full - On Gain, 1600 Hz (P1)	45 dB
Reference Test Gain (P2)	40 dB
Frequency Range (P2)	200 - 7500 Hz
Total Harmonic Distortion (P2)	
----- 500 Hz	2%
----- 800 Hz	1%
----- 1600 Hz	1%
Equivalent Input Noise*	< 23 dB SPL
Battery Current (P2)	0.89 mA
Attack Time (P2)	10 msec @ 2kHz
Recovery Time (P2)	12 msec @ 2kHz
EMC IRIL (800 – 960 MHz Peak)	< 20 dB SPL
EMC IRIL (1400 – 2000 MHz Peak)	< 40 dB SPL

### 2cc coupler (ANSI S3.22-1996)

Max Output (OSPL90) (P1)	111 dB SPL
HFA - OSPL90 (P1)	106 dB SPL
Peak Gain (P1)	38 dB
HFA Full - On Gain (P1)	36 dB
Reference Test Gain (P2)	29 dB
Frequency Range (P2)	200 - 7500 Hz
Total Harmonic Distortion (P2)	
----- 500 Hz	2%
----- 800 Hz	1%
----- 1600 Hz	1%
Equivalent Input Noise*	< 23 dB SPL
Battery Current (P2)	0.89 mA
Attack Time (P2)	10 msec @ 2kHz
Release Time (P2)	12 msec @ 2kHz

### Fitting Range



### AVAILABLE OPTIONS

- Memory Switch
- Directionality
- Programmable Telecoil
- On/Off Switch
- Volume Control with On/Off

(P1) = maximum compression program / (P2) = reference test gain program

\*In-office tests may show a higher EIN unless tested in an Anechoic chamber with isolation > 40dB from 100Hz to 10kHz, and Measurement Microphone noise < 25dB SPL over 20Hz to 20kHz. For more information, contact our Customer Care Dept.



# APPLAUSE™ Specification Guide

applause

## Half-Shell (HS)

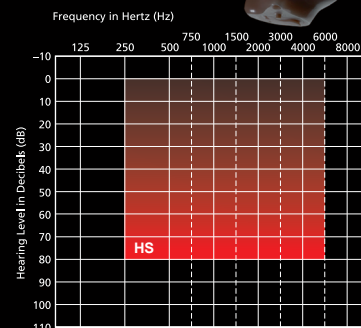
### Ear Simulator (IEC 118-0)

Max Output OSPL90 (P1)	124 dB SPL
Max Output (OSPL90), 1600Hz (P1)	120 dB SPL
Full - On Gain (P1)	51 dB
Full - On Gain, 1600 Hz (P1)	49 dB
Reference Test Gain (P2)	44 dB
Frequency Range (P2)	200 Hz – 7500 Hz
Total Harmonic Distortion (P2)	
----- 500 Hz	3%
----- 800 Hz	2%
----- 1600 Hz	1%
Equivalent Input Noise*	< 23 dB SPL
Battery Current (P2)	.89 mA
Attack Time (P2)	10 msec @ 2kHz
Recovery Time (P2)	12 msec @ 2kHz
EMC IRIL (800 – 960 MHz Peak)	< 20 dB SPL
EMC IRIL (1400 – 2000 MHz Peak)	< 40 dB SPL

### 2cc coupler (ANSI S3.22-1996)

Max Output (OSPL90) (P1)	117 dB SPL
HFA - OSPL90 (P1)	111 dB SPL
Peak Gain (P1)	43 dB
HFA Full - On Gain (P1)	40 dB
Reference Test Gain (P2)	34 dB
Frequency Range (P2)	200 Hz – 7500 Hz
Total Harmonic Distortion (P2)	
----- 500 Hz	3%
----- 800 Hz	2%
----- 1600 Hz	1%
Equivalent Input Noise*	< 23 dB SPL
Battery Current (P2)	.89 mA
Attack Time (P2)	10 msec @ 2kHz
Release Time (P2)	12 msec @ 2kHz

### Fitting Range



### AVAILABLE OPTIONS

- Memory Switch
- Directionality
- Programmable Telecoil
- On/Off Switch
- Volume Control with On/Off

[P1] = maximum compression program / [P2] = reference test gain program

\*In-office tests may show a higher EIN unless tested in an Anechoic chamber with isolation > 40dB from 100Hz to 10kHz, and Measurement Microphone noise < 25dB SPL over 20Hz to 20kHz. For more information, contact our Customer Care Dept.

## In-the-Ear (ITE) & In-the-Ear-Power (ITE-P)

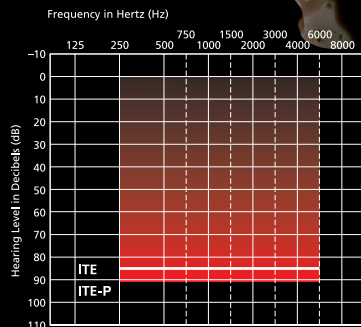
### Ear Simulator (IEC 118-0)

Max Output OSPL90 (P1)	124/129 dB SPL
Max Output (OSPL90), 1600Hz (P1)	120/124 dB SPL
Full - On Gain (P1)	56-62 dB
Full - On Gain, 1600 Hz (P1)	54/59 dB
Reference Test Gain (P2)	45/49 dB
Frequency Range (P2)	200 Hz – 7500 Hz
Total Harmonic Distortion (P2)	
----- 500 Hz	3%
----- 800 Hz	2%
----- 1600 Hz	1%
Equivalent Input Noise*	< 23 dB SPL
Battery Current (P2)	0.89/0.95 mA
Attack Time (P2)	10 msec @ 2kHz
Recovery Time (P2)	12 msec @ 2kHz
EMC IRIL (800 – 960 MHz Peak)	< 20 dB SPL
EMC IRIL (1400 – 2000 MHz Peak)	< 40 dB SPL

### 2cc coupler (ANSI S3.22-1996)

Max Output (OSPL90) (P1)	117/120 dB SPL
HFA - OSPL90 (P1)	111/115 dB SPL
Peak Gain (P1)	48/52 dB
HFA Full - On Gain (P1)	45/50 dB
Reference Test Gain (P2)	34/38 dB
Frequency Range (P2)	200 Hz – 7500 Hz
Total Harmonic Distortion (P2)	
----- 500 Hz	3%
----- 800 Hz	2%
----- 1600 Hz	1%
Equivalent Input Noise*	< 23 dB SPL
Battery Current (P2)	0.89/0.95 mA
Attack Time (P2)	10 msec @ 2kHz
Release Time (P2)	12 msec @ 2kHz

### Fitting Range



### AVAILABLE OPTIONS

- Memory Switch
- Directionality
- Programmable Telecoil
- On/Off Switch
- Volume Control with On/Off

[P1] = maximum compression program / [P2] = reference test gain program

\*In-office tests may show a higher EIN unless tested in an Anechoic chamber with isolation > 40dB from 100Hz to 10kHz, and Measurement Microphone noise < 25dB SPL over 20Hz to 20kHz. For more information, contact our Customer Care Dept.

## Behind-the-Ear (BTE)

### Ear Simulator (IEC 118-0)

Max Output OSPL90 (P1)	134 dB SPL
Max Output (OSPL90), 1600Hz (P1)	128 dB SPL
Full - On Gain (P1)	72 dB
Full - On Gain, 1600 Hz (P1)	67 dB
Reference Test Gain (P2)	53 dB
Frequency Range (P2)	200 - 6500 Hz
Total Harmonic Distortion (P2)	
----- 500 Hz	4%
----- 800 Hz	2%
----- 1600 Hz	1%
Equivalent Input Noise*	< 23 dB SPL
Battery Current (P2)	1.05 mA
Attack Time (P2)	10 msec @ 2kHz
Recovery Time (P2)	12 msec @ 2kHz
EMC IRIL (800 – 960 MHz Peak)	< 20 dB SPL
EMC IRIL (1400 – 2000 MHz Peak)	< 40 dB SPL

### 2cc coupler (ANSI S3.22-1996)

Max Output (OSPL90) (P1)	130 dB SPL
HFA - OSPL90 (P1)	123 dB SPL
Peak Gain (P1)	63 dB
HFA Full - On Gain (P1)	60 dB
Reference Test Gain (P2)	46 dB
Frequency Range (P2)	200 - 6500 Hz
Total Harmonic Distortion (P2)	
----- 500 Hz	4%
----- 800 Hz	2%
----- 1600 Hz	1%
Equivalent Input Noise*	< 23 dB SPL
Battery Current (P2)	1.05 mA
Attack Time (P2)	10 msec @ 2kHz
Release Time (P2)	12 msec @ 2kHz

### Fitting Range



### AVAILABLE OPTIONS

- Memory Switch
- Directionality
- Programmable Telecoil
- Integrated On/Off in Battery Door
- Volume Control with On/Off
- Direct Audio Input Capability

[P1] = maximum compression program / [P2] = reference test gain program

\*In-office tests may show a higher EIN unless tested in an Anechoic chamber with isolation > 40dB from 100Hz to 10kHz, and Measurement Microphone noise < 25dB SPL over 20Hz to 20kHz. For more information, contact our Customer Care Dept.